

Website Content Plan

TOPIC PAGE
Kamila Ostre

Business Goals

To explain the meanings of shapes and their use for the web design

To encourage designers to use different shapes to convey different moods and meanings and create focal points

To Introduce Types of shapes:
Geometric
Natural
Abstract

What Visitors Want

They want to learn about different meanings of shapes and their affects on the design

They want to see examples such as art/images

They want to experience the shapes.

What Makes My Biz Different

Shapes can carry a lot of meaning and message.

It is impossible to design without shapes. Shapes are used to sustain interest in the design.

Shapes direct the flow of design.
Shapes organise elements

What Action I Want People to Take

I want people to look around and observe different shapes,


I want people to scribble and doodle various shapes so they can see how it affects them.

I want people to try designing without using a single shape, and for them to see it is impossible.

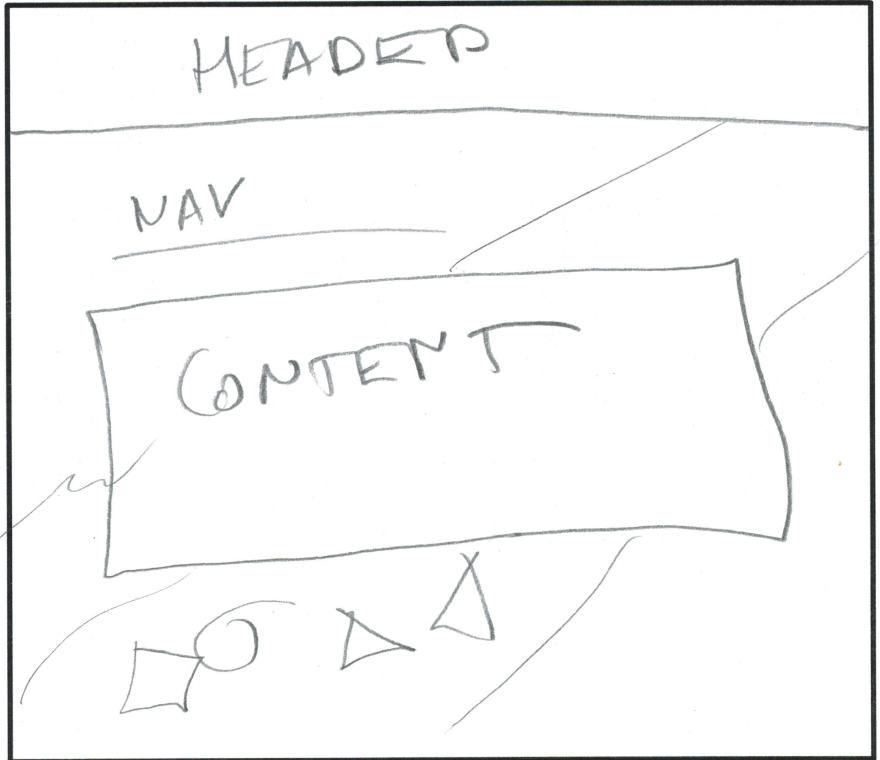
BUILD Wireframe Worksheet
Names and Numbers (%)

Wireframe for: **TOPIC PAGE**


base - mobile first
w= 0 - 480px




desktop w= 1024px and above



tablet portrait w= 480 - 768px



tablet landscape w= 768 - 1024px




Section Layout




CONTENT LAYOUT SKETCHES

These are the layout sketches of INSIDE each SECTION

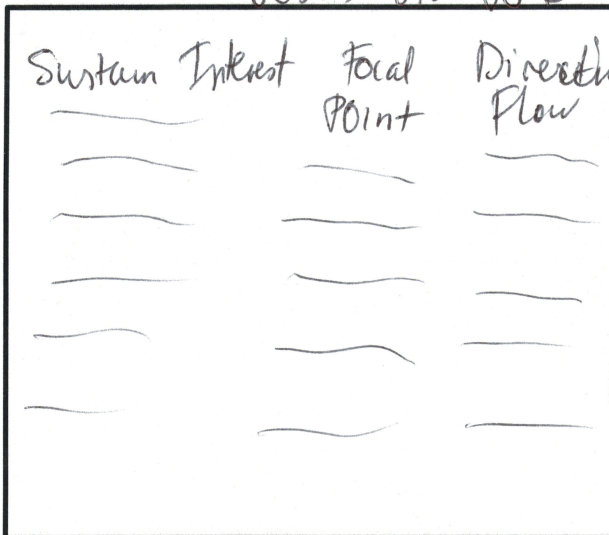
section name: *The Grammar*



section name: *The meanings*



section name: *Uses in WD*



section name:

