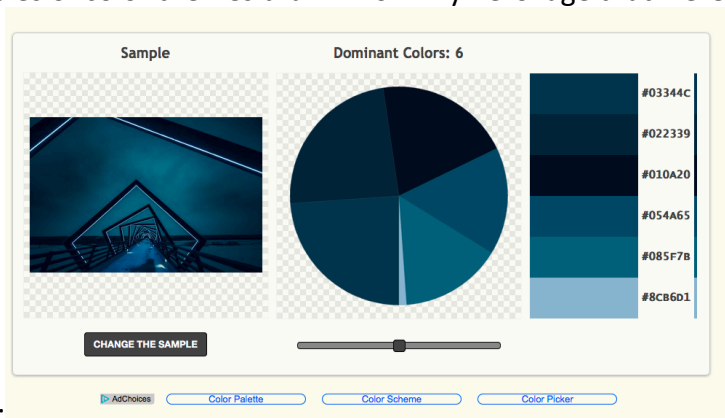


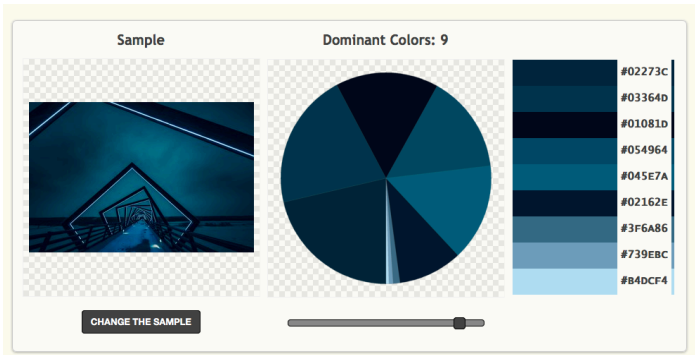
Host Project-A) Planning

1. Discovery Statement:

- The elements included in my project will be a CSS3 navigation, material cards and possibly a CSS3 form.
- The dominant themes will be the navigation and the material cards which will serve as a link to each project page with an image and some information about the page before going there.
- In lieu of a template (which I did want to try) I think I will just build with Semantic UI as that will be the simplest way to build this simple page.
- The home page navigation will utilize <file:///Users/nancygould/Desktop/CSS-3-stuff/offcanvas-sidebar-menu-with-a-twist/index.html> which is a unique navigation in which the hero image on the page is lifted out of the way to reveal the navigation options. This is accessed with a 'hamburger' icon.
- The navigation is in itself interesting and will showcase the hero image.
- CSS3 animations include the material cards and possibly a button.
- I have several examples of color themes drawn from my hero image that were



built on adobe kuler:



Color Rule

- Analogous
- Monochromatic
- Triad
- Complementary
- Compound
- Shades
- Custom

RGB: 10 100 190 RGB: 50 100 100 RGB: 5 75 100 RGB: 120 70 10 RGB: 100 50 10

HEX: #0000ff HEX: #000080 HEX: #004d00 HEX: #76923c HEX: #654321

Color Rule

- Analogous
- Monochromatic
- Triad
- Complementary
- Compound
- Shades
- Custom

RGB: 10 100 190 RGB: 50 100 100 RGB: 5 75 100 RGB: 120 70 10 RGB: 100 50 10

HEX: #0000ff HEX: #000080 HEX: #004d00 HEX: #76923c HEX: #654321

Color Rule

- Analogous
- Monochromatic
- Triad
- Complementary
- Compound
- Shades
- Custom

RGB: 10 100 190 RGB: 120 70 10 RGB: 5 75 100 RGB: 120 70 10 RGB: 100 50 10

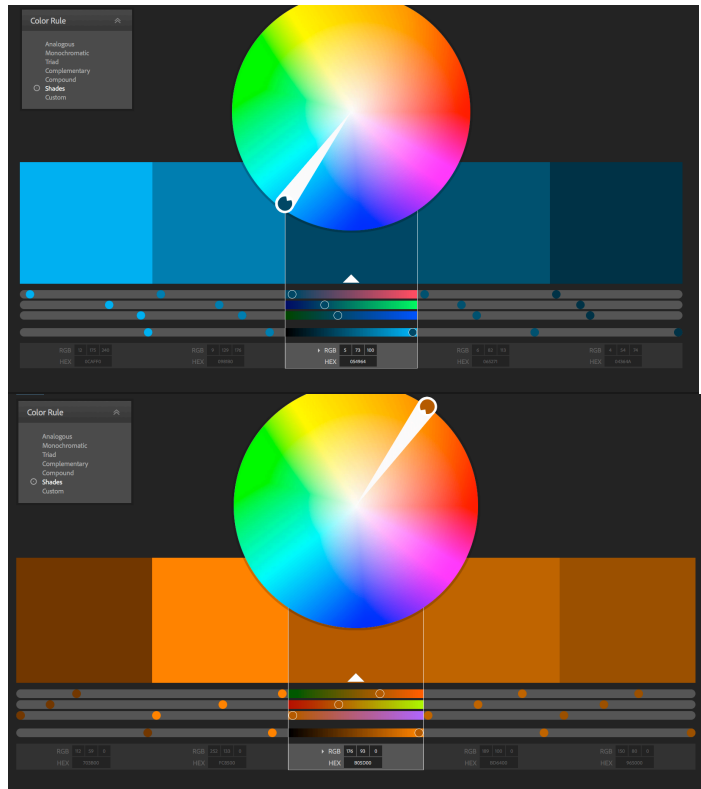
HEX: #0000ff HEX: #800000 HEX: #004d00 HEX: #76923c HEX: #654321

Color Rule

- Analogous
- Monochromatic
- Triad
- Complementary
- Compound
- Shades
- Custom

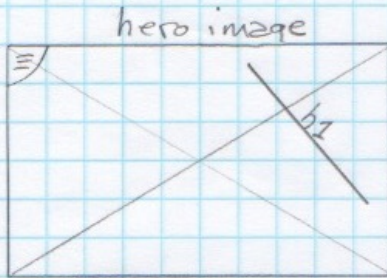
RGB: 10 100 190 RGB: 50 100 100 RGB: 5 75 100 RGB: 120 70 10 RGB: 100 50 10

HEX: #0000ff HEX: #000080 HEX: #004d00 HEX: #76923c HEX: #654321



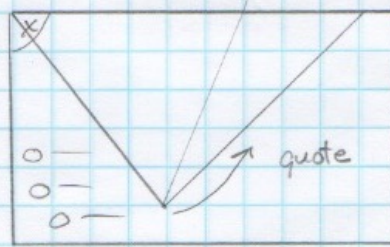
- I have researched some fonts on google font and found several I like and will employ san serif fonts for the h1 and h2, while employing a serif font for the body text
- I was drawn to the geometry of the hero image I am using and want that to design the page, drawing on the angles and the way the geometry draws the eye into the image. Perhaps an allegory on also drawing the user into the website.
- The material cards will on the front side show an image of each project and a paragraph (a sentence or two at most) will describe the project. Upon clicking the button the card will change and become a link to the project page with an option to leave if the user does not wish to continue.
-

HOST PAGE LAYOUT - WIREFRAME



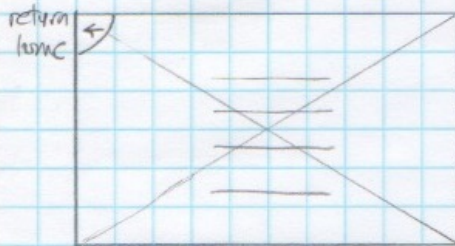
hero image

home

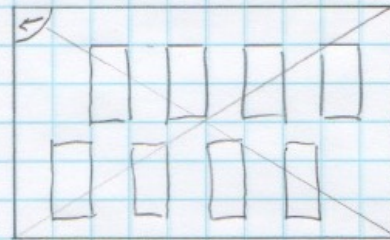


reveals navigation

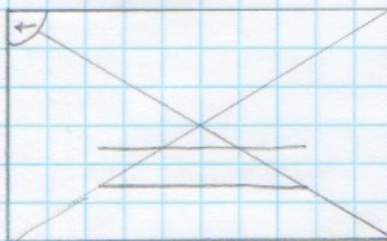
Perfection is achieved not when there is nothing more to add, but when there is nothing left to take away
Antoine de Saint-Exupery



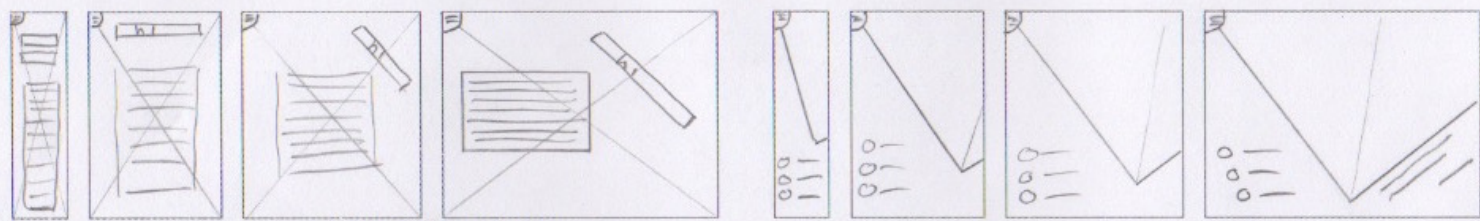
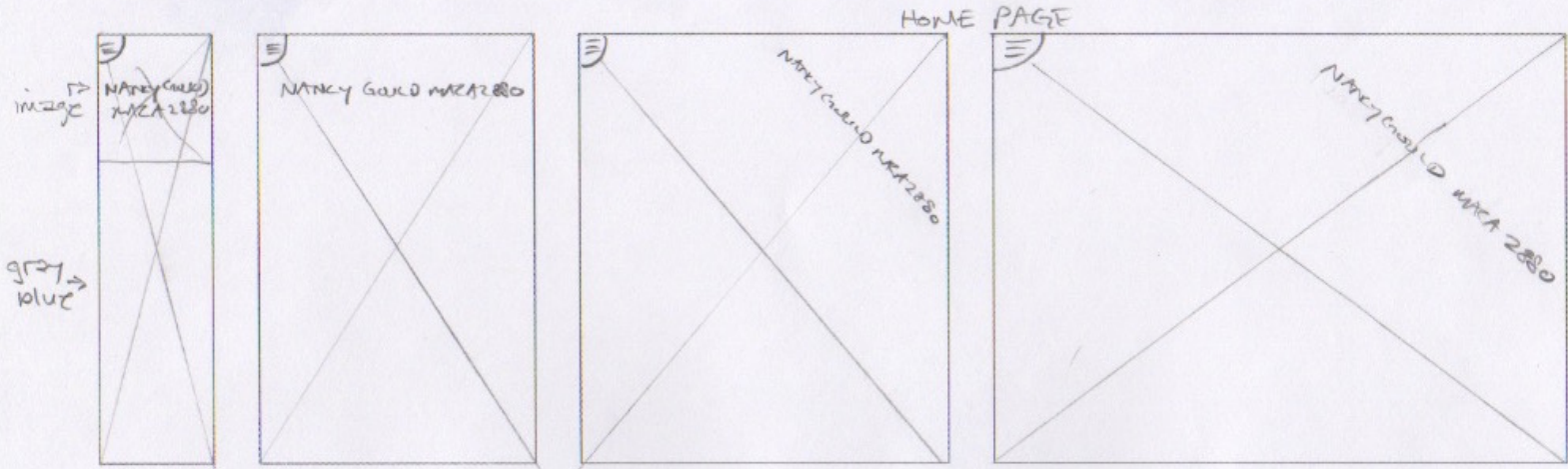
about (host page)



projects




what i have learned



BLURRED BACKGROUND

NAV PAGE




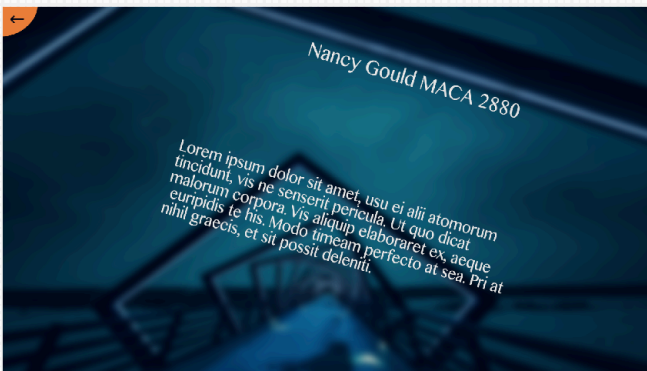

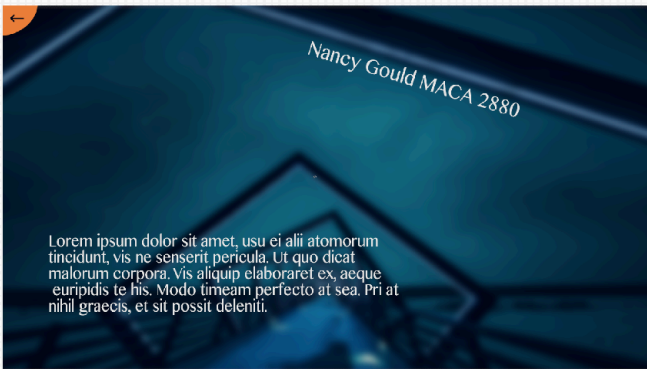
BLURRED BACKGROUND

BLURRED IMAGE

PROJECT PAGE

PROJECT NOTES

PROJECT HOST PAGE - MARRASO



Host Page - Gould - MACA 2880

Possible Colors



This is an Example of a Header

Font: Plume Bold

This is an Example of a Sub Head

Font: Plume Regular

Textures



Lorem ipsum dolor sit amet, mel ne idque putent oporteat, vix eu accumsan intellegebat, ius debet vitae causae ut. Cu duo tota facilisis. Prompta disputationi vim no, eu facilisi aliquando comprehensam cum. Vel ex virtute vituperatoribus. Et error consectetur sed, ancillae reformidans vim an, movet alterum inemis ei quo.

Font: Source Sans Light

Go to Project Page



Adjectives

Cool

Calming

Geometric

Serene

Mysterious

Bold